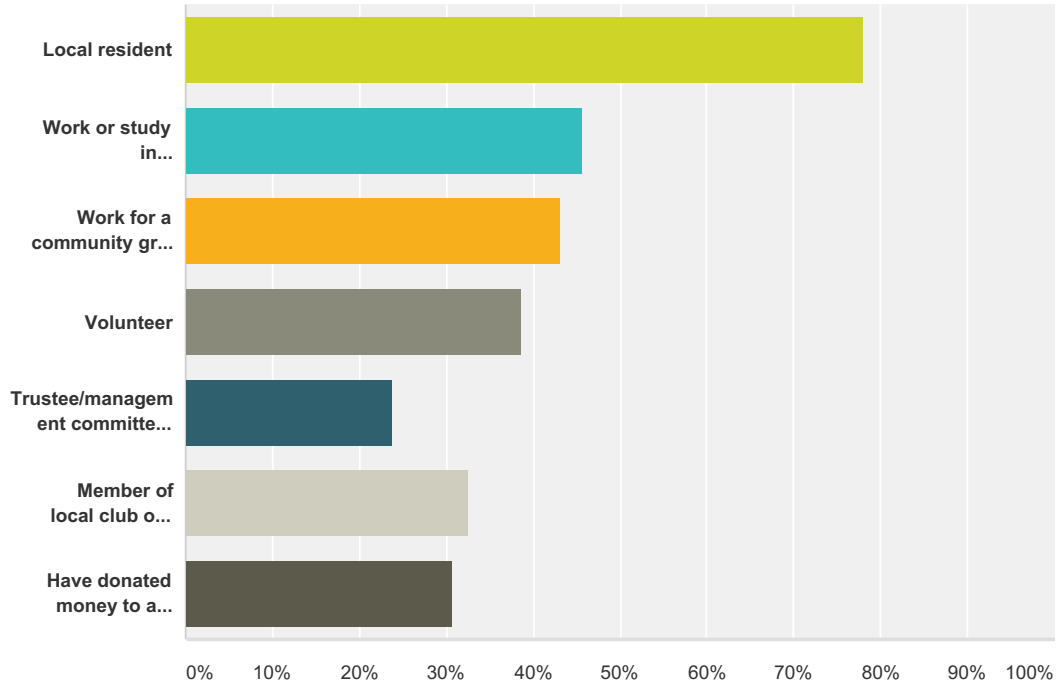


**Q1 Firstly, please can you tell us how you are involved in your community? (Please tick all that apply)**

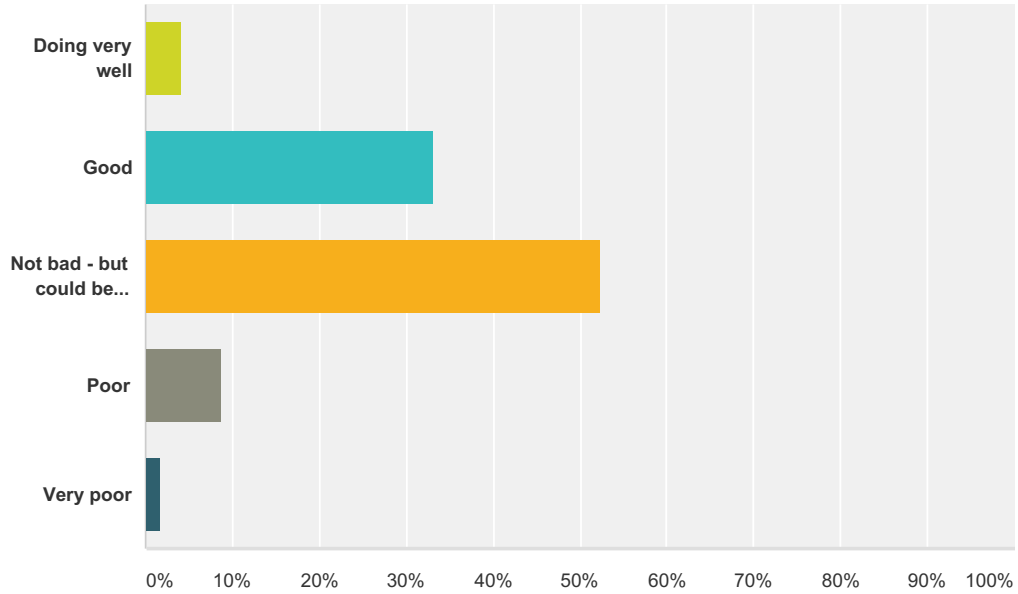
Answered: 436 Skipped: 3



Answer Choices	Responses
Local resident	77.98% 340
Work or study in Hertfordshire	45.64% 199
Work for a community group or charity	43.12% 188
Volunteer	38.53% 168
Trustee/management committee member or governor of charity	23.85% 104
Member of local club or community group	32.57% 142
Have donated money to a community group or project in the county in the last year	30.73% 134
<b>Total Respondents: 436</b>	

**Q2 Work and Learning - including the availability, range and accessibility of employment and the opportunities for education, training and lifelong learning.**

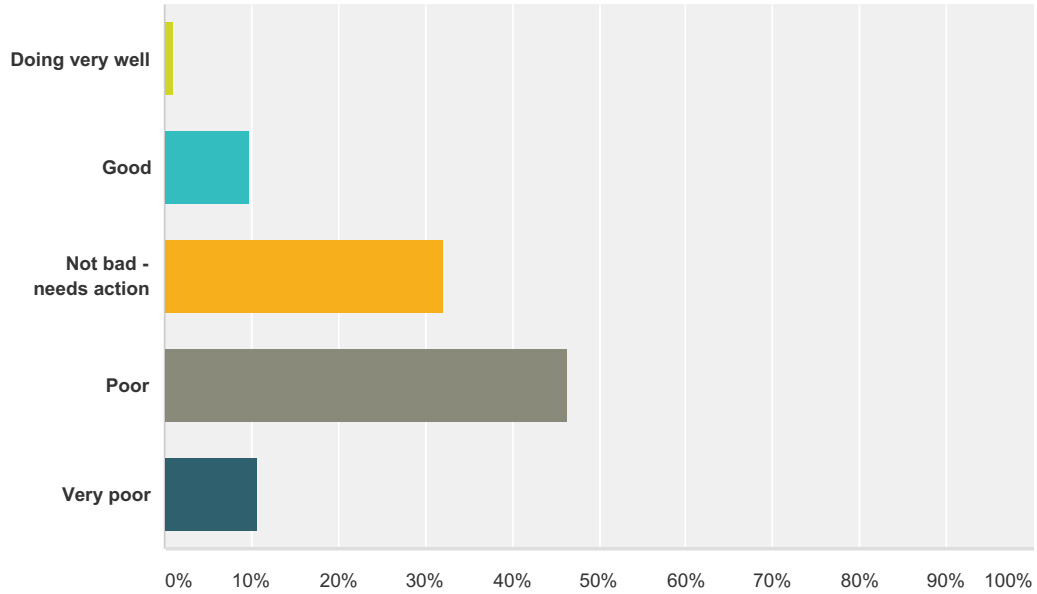
Answered: 414 Skipped: 25



Answer Choices	Responses
Doing very well	4.11% 17
Good	33.09% 137
Not bad - but could be improved	52.42% 217
Poor	8.70% 36
Very poor	1.69% 7
<b>Total</b>	<b>414</b>

### Q3 Housing - including availability of affordable housing and the incidence of homelessness.

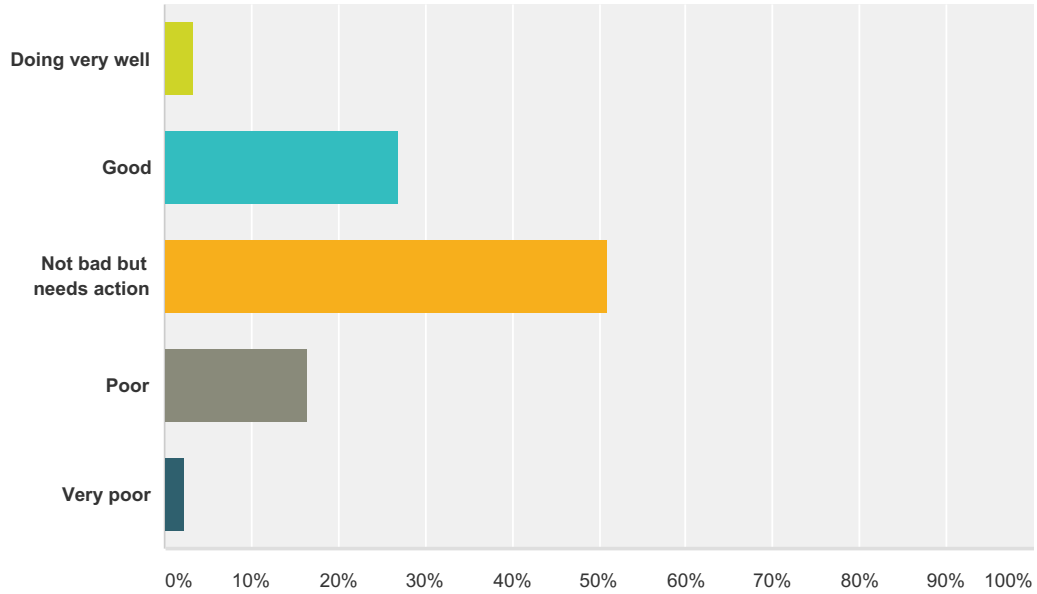
Answered: 422 Skipped: 17



Answer Choices	Responses
Doing very well	0.95% 4
Good	9.72% 41
Not bad - needs action	32.23% 136
Poor	46.45% 196
Very poor	10.66% 45
<b>Total</b>	<b>422</b>

**Q4 Health and Wellbeing - this embraces physical, mental and emotional health and wellbeing and includes the availability of services and support.**

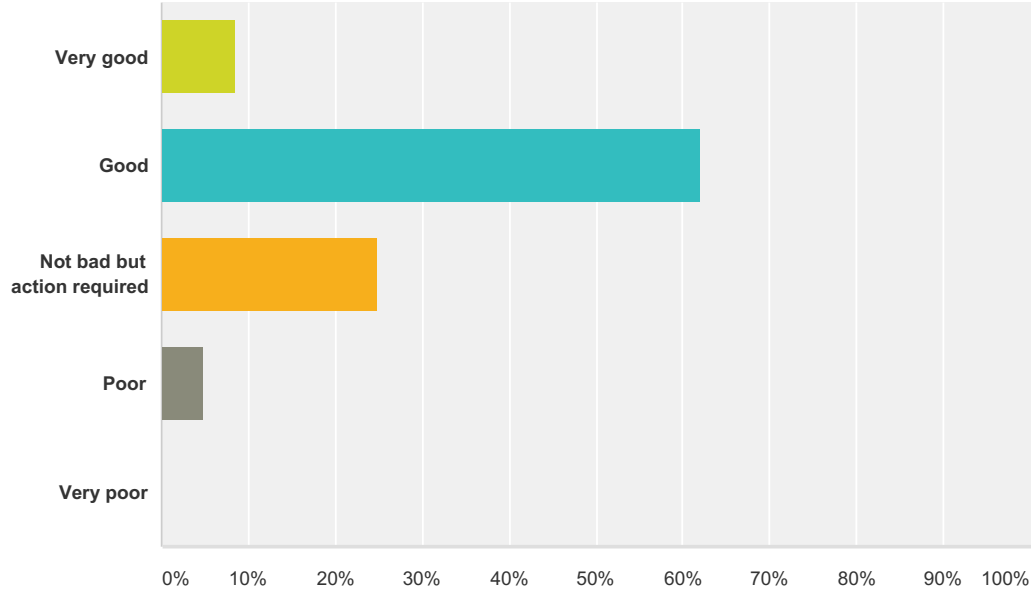
Answered: 420 Skipped: 19



Answer Choices	Responses
Doing very well	3.33% 14
Good	26.90% 113
Not bad but needs action	50.95% 214
Poor	16.43% 69
Very poor	2.38% 10
<b>Total</b>	<b>420</b>

**Q5 Safety - including how safe your community feels, levels of petty and violent crime and domestic violence.**

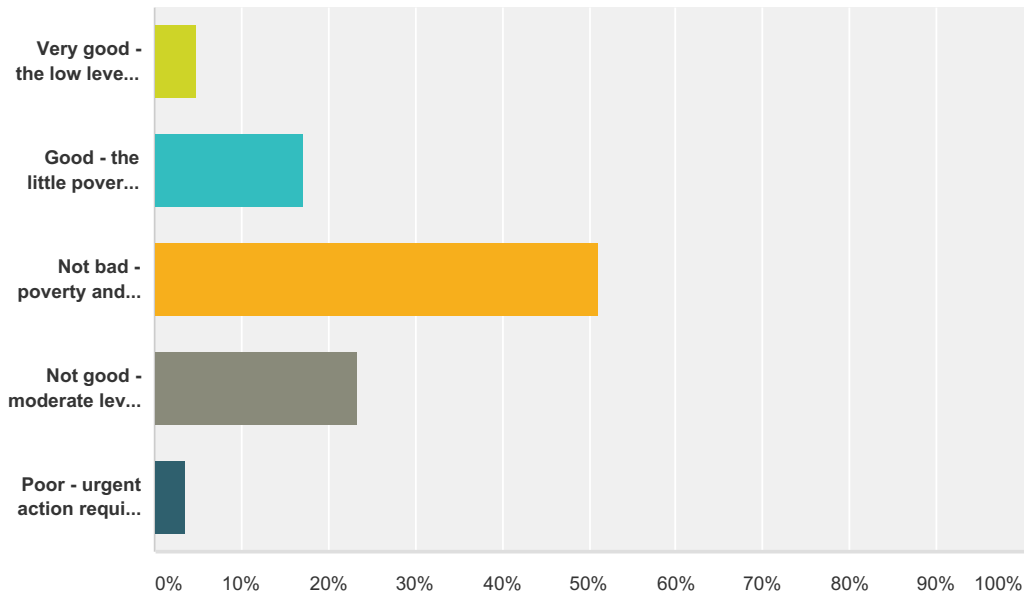
Answered: 423 Skipped: 16



Answer Choices	Responses	Count
Very good	8.51%	36
Good	61.94%	262
Not bad but action required	24.82%	105
Poor	4.73%	20
Very poor	0.00%	0
<b>Total</b>		<b>423</b>

### Q6 Tackling poverty and disadvantage - including income distribution, food bank usage, child poverty.

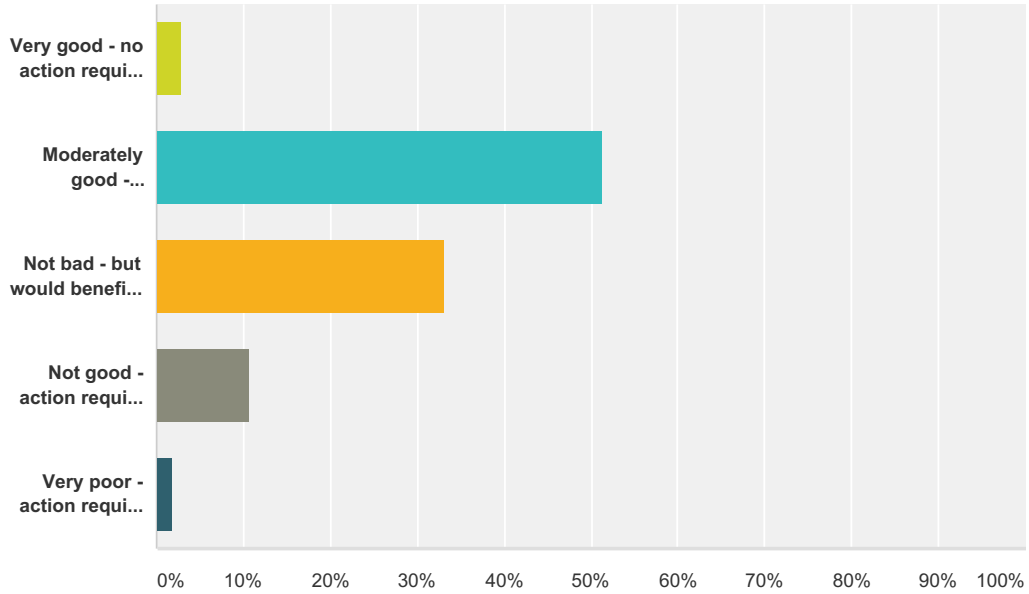
Answered: 419 Skipped: 20



Answer Choices	Responses
Very good - the low levels of deprivation in my area are being addressed	4.77% 20
Good - the little poverty and disadvantage which exists is being addressed	17.18% 72
Not bad - poverty and deprivation is being addressed but more could be done	51.07% 214
Not good - moderate levels of poverty and deprivation need action	23.39% 98
Poor - urgent action required to address high levels of poverty and deprivation	3.58% 15
<b>Total</b>	<b>419</b>

**Q7 Strong Communities - including access to services, participation in local elections, feeling of belonging and general quality of life.**

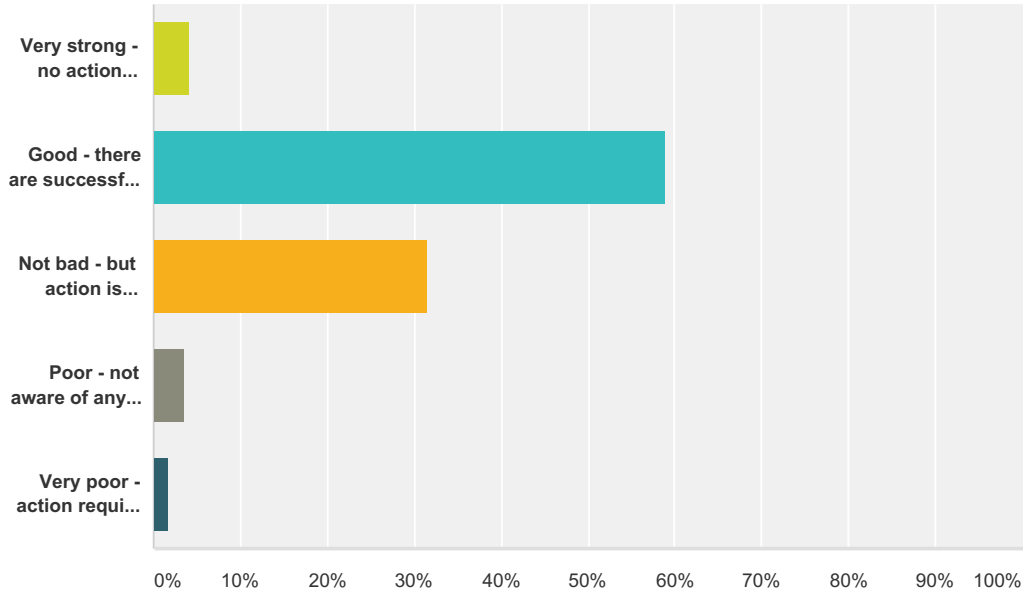
Answered: 421 Skipped: 18



Answer Choices	Responses
Very good - no action required	2.85% 12
Moderately good - community is strong and well served	51.31% 216
Not bad - but would benefit from action	33.25% 140
Not good - action required in many areas	10.69% 45
Very poor - action required immediately to improve the community	1.90% 8
<b>Total</b>	<b>421</b>

**Q8 Civil Society - including how strong community and voluntary groups are in your area and the opportunities for volunteering.**

Answered: 424 Skipped: 15

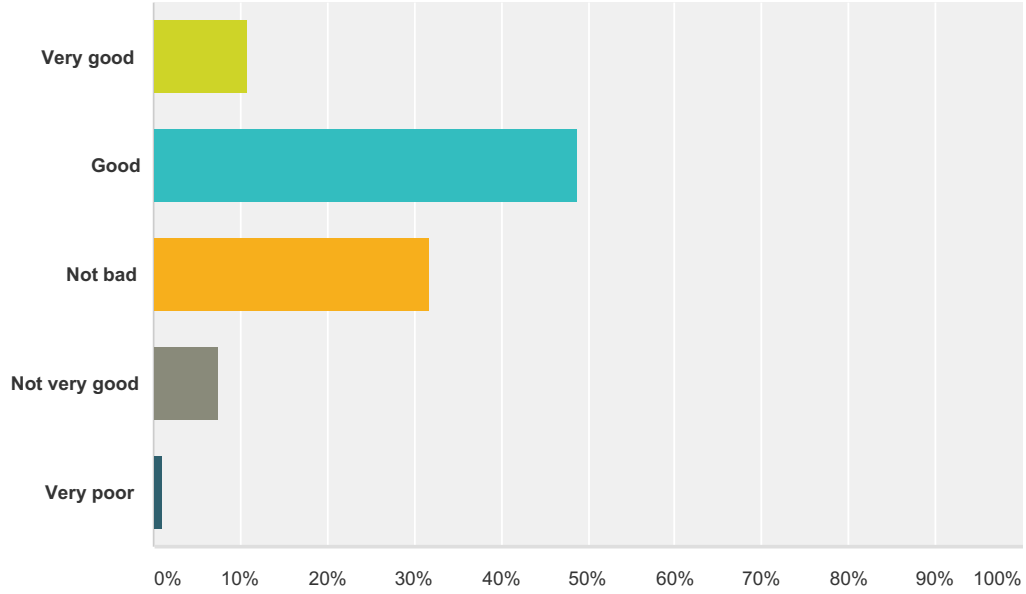


Answer Choices	Responses
Very strong - no action required	4.25% 18
Good - there are successful active groups in the area	58.96% 250
Not bad - but action is required to develop groups or support volunteers	31.60% 134
Poor - not aware of any activity in the area	3.54% 15
Very poor - action required immediately to support groups	1.65% 7
<b>Total</b>	<b>424</b>



**Q9 Arts and Heritage- including availability of and involvement in arts and cultural events and access to local heritage sites.**

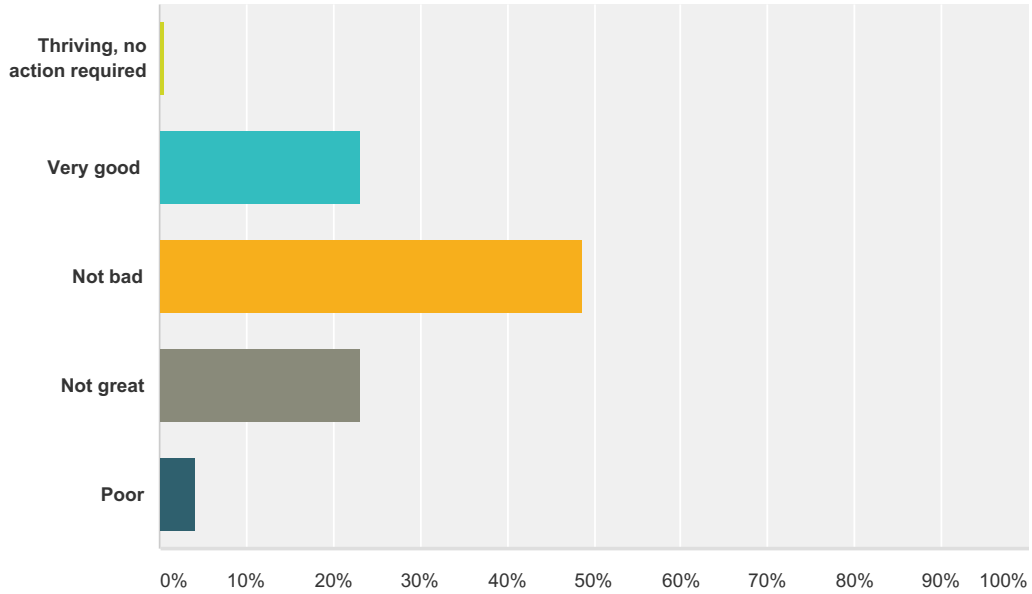
Answered: 422 Skipped: 17



Answer Choices	Responses	
Very good	10.90%	46
Good	48.82%	206
Not bad	31.75%	134
Not very good	7.58%	32
Very poor	0.95%	4
<b>Total</b>		<b>422</b>

**Q10 Local Economy - including the health and type of local businesses, empty shops, expanding businesses, number of jobs advertised etc.**

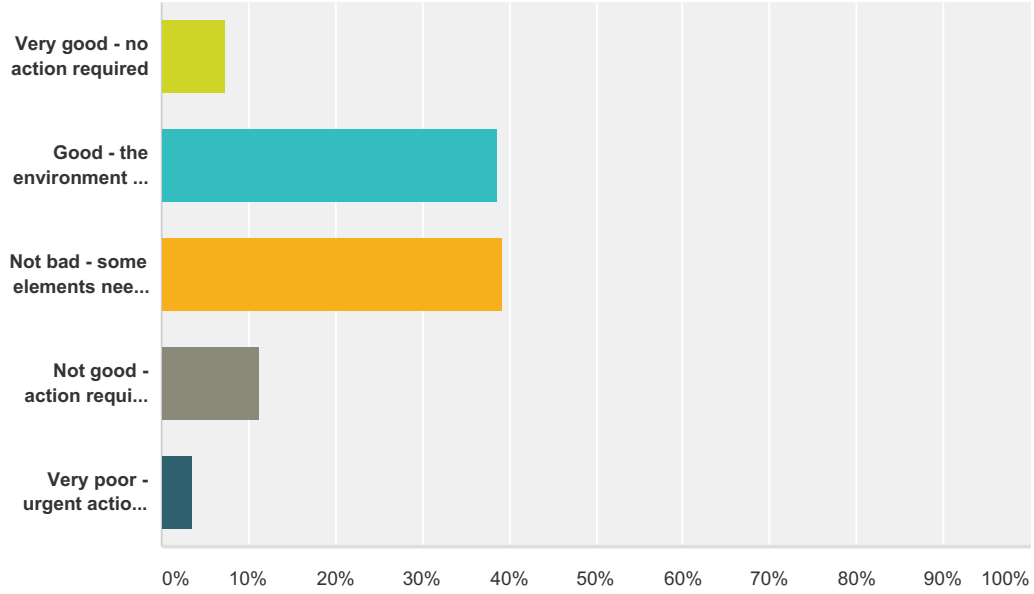
Answered: 422 Skipped: 17



Answer Choices	Responses
Thriving, no action required	0.71% 3
Very good	23.22% 98
Not bad	48.58% 205
Not great	23.22% 98
Poor	4.27% 18
<b>Total</b>	<b>422</b>

**Q11 Environment - including air quality, access to green spaces, recycling initiatives and traffic.**

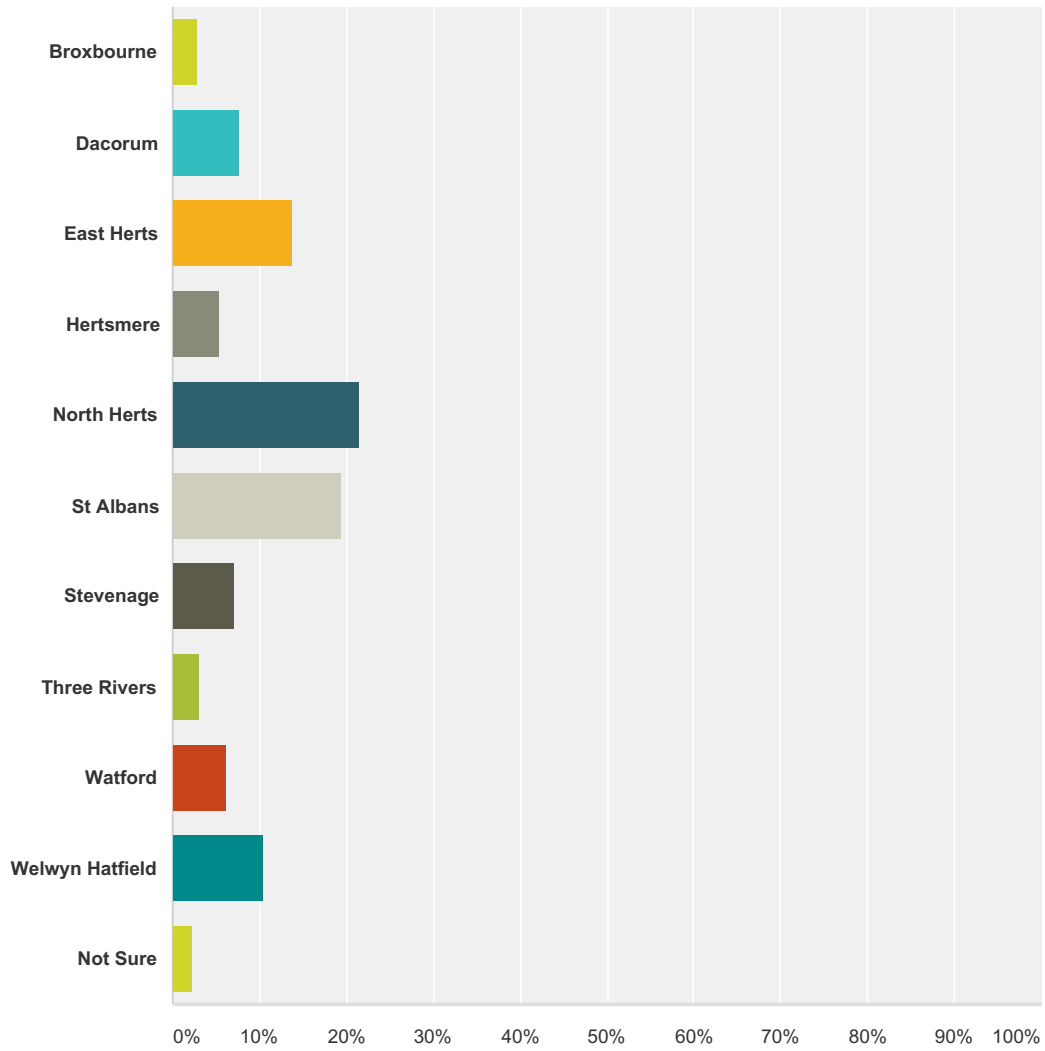
Answered: 425 Skipped: 14



Answer Choices	Responses	
Very good - no action required	7.29%	31
Good - the environment is improving	38.59%	164
Not bad - some elements need addressing	39.29%	167
Not good - action required to improve the local environment	11.29%	48
Very poor - urgent action required as environment is affecting the quality of life	3.53%	15
<b>Total</b>		<b>425</b>

**Q12 Please tick the district where you live**

Answered: 419 Skipped: 20



Answer Choices	Responses
Broxbourne	2.86% 12
Dacorum	7.64% 32
East Herts	13.84% 58
Hertsmere	5.49% 23
North Herts	21.48% 90
St Albans	19.33% 81
Stevenage	7.16% 30
Three Rivers	3.10% 13
Watford	6.21% 26
Welwyn Hatfield	10.50% 44

## Hertfordshire Matters Survey

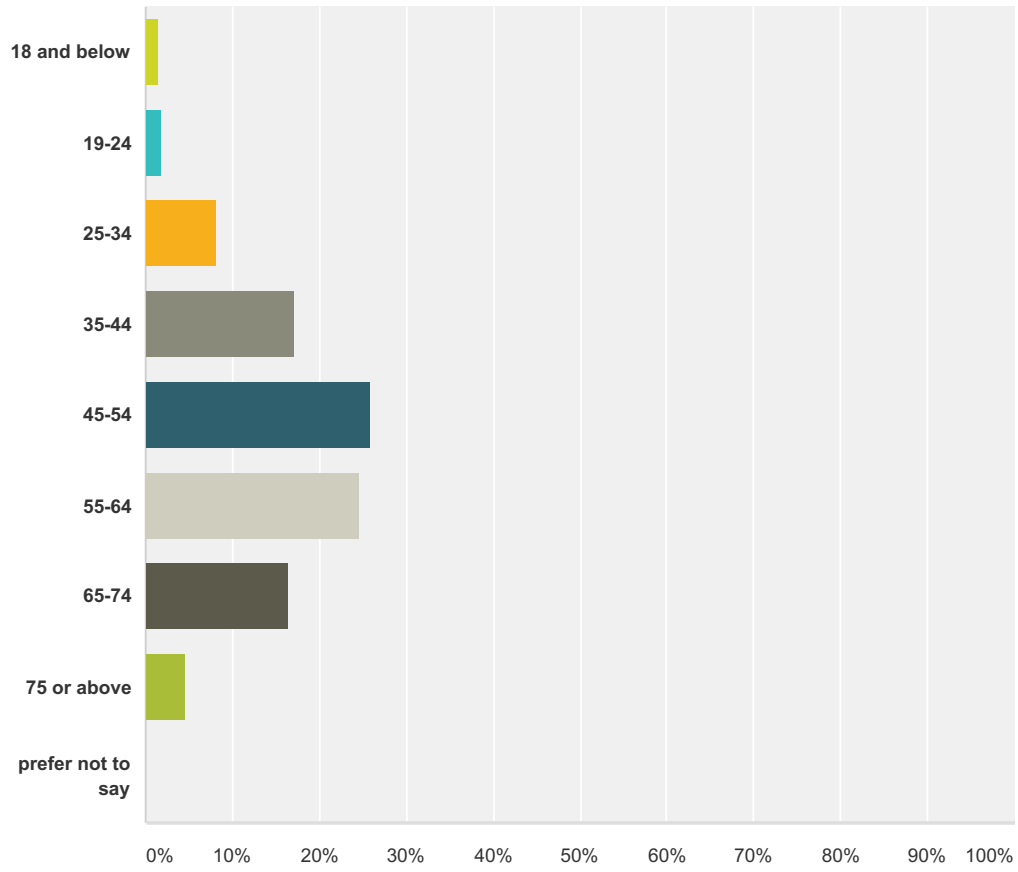
Not Sure	2.39%	10
<b>Total</b>		<b>419</b>

**Q13 Please tell us the name of the town or village where you live in Hertfordshire.**

Answered: 389 Skipped: 50

### Q14 Which range below includes your age?

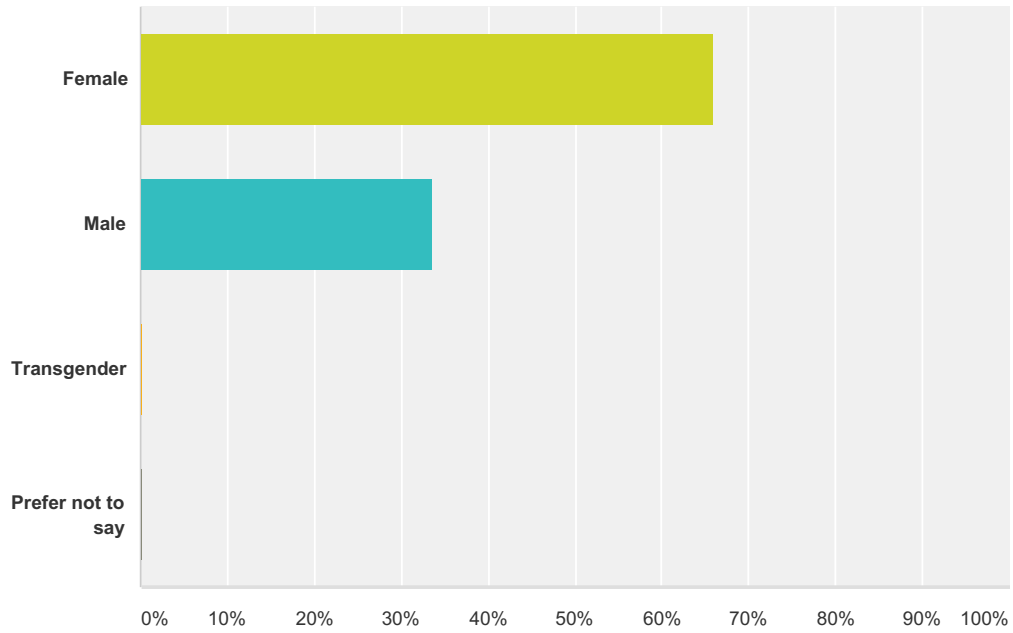
Answered: 421 Skipped: 18



Answer Choices	Responses	Count
18 and below	1.43%	6
19-24	1.90%	8
25-34	8.08%	34
35-44	17.10%	72
45-54	25.89%	109
55-64	24.70%	104
65-74	16.39%	69
75 or above	4.51%	19
prefer not to say	0.00%	0
<b>Total</b>		<b>421</b>

### Q15 What is your gender?

Answered: 417 Skipped: 22

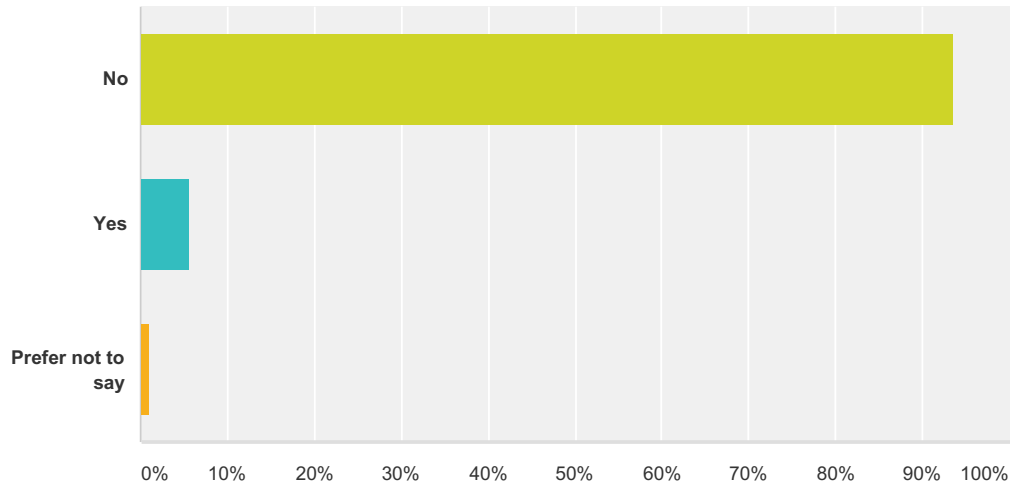


Answer Choices	Responses
Female	65.95% 275
Male	33.57% 140
Transgender	0.24% 1
Prefer not to say	0.24% 1
<b>Total</b>	<b>417</b>



### Q16 Do you have a disability?

Answered: 414 Skipped: 25

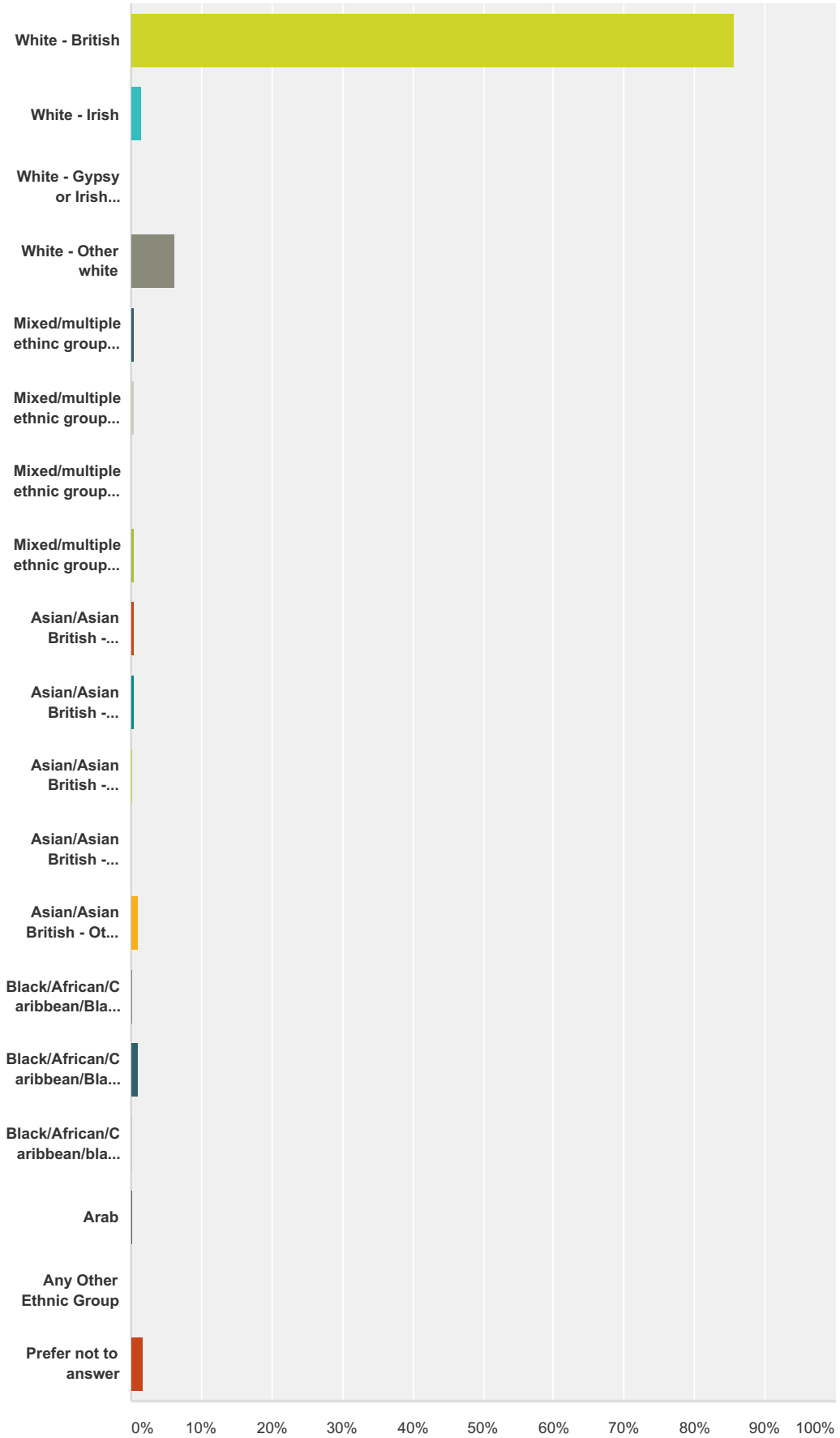


Answer Choices	Responses	
No	93.48%	387
Yes	5.56%	23
Prefer not to say	0.97%	4
<b>Total</b>		<b>414</b>

**Q17 Please select the group which best describes your ethnicity.**

Answered: 422 Skipped: 17

# Hertfordshire Matters Survey

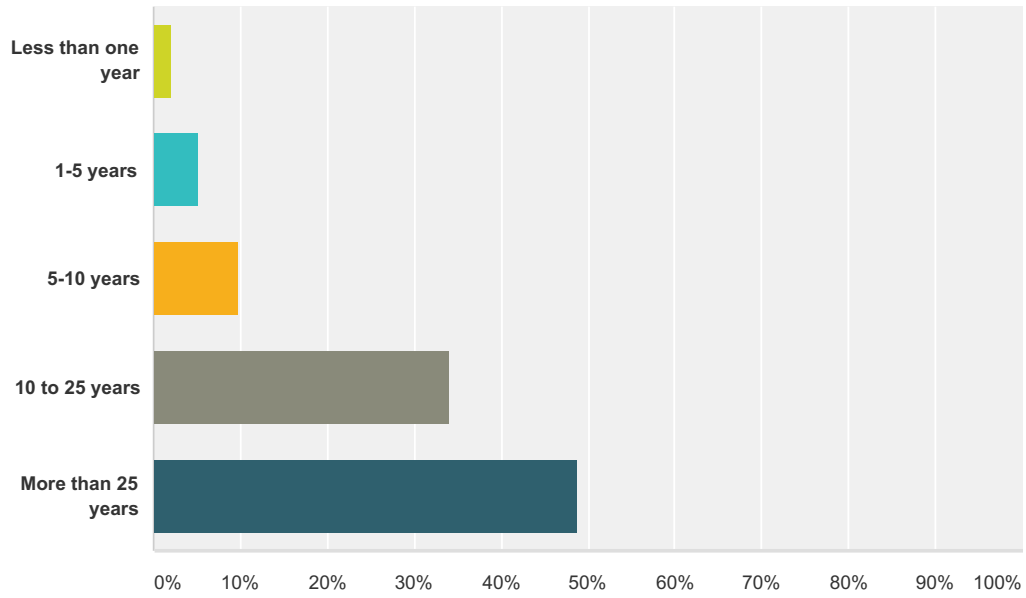


## Hertfordshire Matters Survey

Answer Choices	Responses	
White - British	85.55%	361
White - Irish	1.42%	6
White - Gypsy or Irish Traveller	0.00%	0
White - Other white	6.16%	26
Mixed/multiple ethnic groups - White and Black Caribbean	0.47%	2
Mixed/multiple ethnic groups - White and Black Asian	0.47%	2
Mixed/multiple ethnic groups - White and Black African	0.00%	0
Mixed/multiple ethnic groups - Other Mixed	0.47%	2
Asian/Asian British - Indian	0.47%	2
Asian/Asian British - Pakistani	0.47%	2
Asian/Asian British - Bangladeshi	0.24%	1
Asian/Asian British - Chinese	0.00%	0
Asian/Asian British - Other Asian	0.95%	4
Black/African/Caribbean/Black British - African	0.24%	1
Black/African/Caribbean/Black British - Caribbean	0.95%	4
Black/African/Caribbean/black British - Other Black	0.24%	1
Arab	0.24%	1
Any Other Ethnic Group	0.00%	0
Prefer not to answer	1.66%	7
<b>Total</b>		<b>422</b>

### Q18 How long have you lived or worked in Hertfordshire (whichever is longer)?

Answered: 421 Skipped: 18



Answer Choices	Responses	
Less than one year	2.14%	9
1-5 years	5.23%	22
5-10 years	9.74%	41
10 to 25 years	33.97%	143
More than 25 years	48.93%	206
<b>Total</b>		<b>421</b>

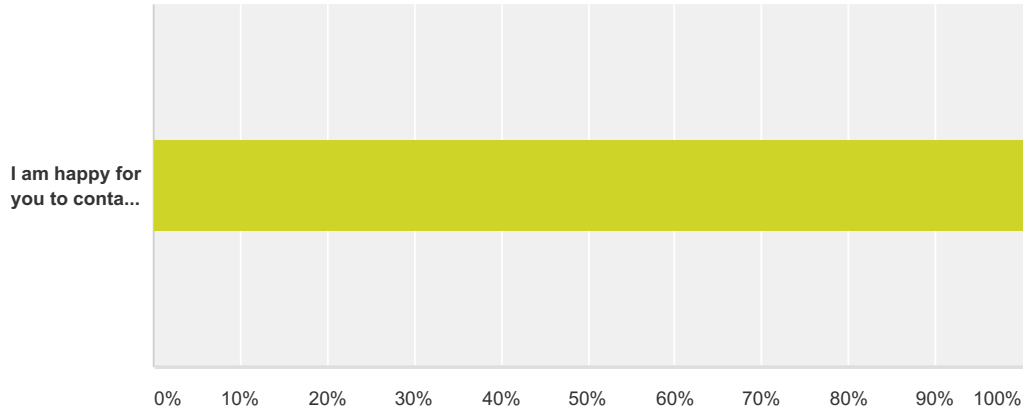
**Q19 Thank you very much for completing our survey. Please share the survey link with your friends and colleagues who live in Hertfordshire. Enter your contact details below if you would like to be entered for the draw for £100 to go to your nominated charity or community group. We will publish the results of the draw on our website just before Christmas, page [www.hertscf.org.uk/herts-matters/](http://www.hertscf.org.uk/herts-matters/)**

Answered: 294 Skipped: 145

Answer Choices	Responses
Name	100.00% 294
email address	100.00% 294

**Q20 Please tick the box if you are happy for us to contact you to discuss your views further - if so please ensure you have entered your contact details in question 19 above.**

Answered: 164 Skipped: 275



Answer Choices	Responses
I am happy for you to contact me to discuss my views further	100.00% 164
<b>Total Respondents: 164</b>	